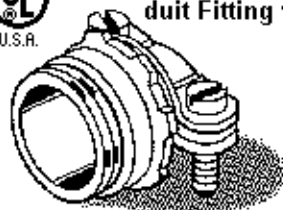




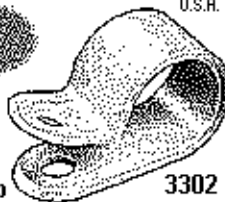
Flexible Metal Conduit Fitting w/Nut



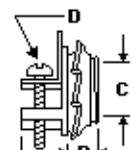
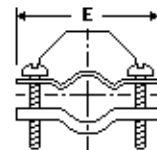
2711R



Nylon Cable Clamp



3302



A = Overall length  
 B = Thread length  
 C = Throat I.D.  
 D = Clamping range  
 E = Maximum body width

Dimensions = mm

Cat.No.	A	B	THD.SPEC.	C	D	E
2661 R	214	9.5	1/2-14 NPS	9.5	4.0-15.9	30.2
2711 R	20.6	9.5	1/2-14 NPS	15.9	3.2-14.3	30.2
2853	26.2	11.1	3/4-14 NPS	20.6	7.9-20.6	44.5
2854	29.4	15.1	1-11 1/2 NPS	26.6	9.5-27.0	50.0
2855	33.3	15.9	1 1/4-11 1/2 NPS	34.1	9.5-23.8	55.6
2856	33.3	15.1	1 1/2-11 1/2 NPS	38.5	9.5-25.4	71.4
2858	39.7	18.3	2-11 1/2 NPS	50.0	18.3-34.9	87.3
2863	26.2	11.1	3/4-14 NPS	20.6	7.9-20.6	44.5
2864	29.4	15.1	1-11 1/2 NPS	26.6	9.5-27.0	50.0

NYLON CABLE CLAMPS  
 Mounting Hole  $\varnothing$  5.2mm  
 max +85°C, UL 94V-2

UL(UR)

Nylon-Rohrschellen  
 Montageloch  $\varnothing$  5.2mm

SERVICE ENTRANCE FITTINGS UL Listed - Standard 514B

Flexible Metal Conduit Fittings w/Nut, for use with Oval or Round Cable in Dry Locations, Die Cast Zinc

Zugentlastungen mit Gegenmutter, für ovale oder runde Kabel in trockender Umgebung, Zinkguß

Cat.No.	max. $\varnothing$	UPE	Cat.No.	Size	KO	Thd.-NPS	Cabel $\varnothing$	UPE/Packed
3302 W	3.2mm	1000	2661 R	3/8"	1/2"	1/2-14	4.0-15.9	100
3303 W	4.8mm	1000	2711 R	1/2"	1/2"	1/2-14	3.2-14.3	100
3304 W	6.4mm	1000	2863	3/4"	3/4"	3/4-14	7.9-20.6	500/50
3305 W	7.9mm	1000	2864	1"	1"	1-11 1/2	9.5-27.0	250/25
3306 W	9.5mm	1000						
3307 W	11.1mm	1000	2853	3/4"	3/4"	3/4-14	7.9-20.6	25
3308 W	12.7mm	1000	2854	1"	1"	1-11 1/2	9.5-27.0	25
			2855	1 1/4"	1 1/4"	1 1/4-11 1/2	9.5-23.8	10
			2856	1 1/2"	1 1/2"	1 1/2-11 1/2	9.5-25.4	10
			2858	2"	2"	2-11 1/2	18.3-34.9	10