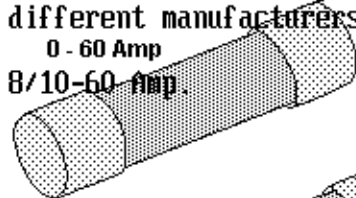


Cat. No's indicates products of different manufacturers available.

All indicated Informations refer to JTD Series Fuses only.

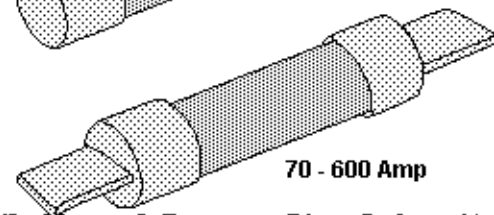
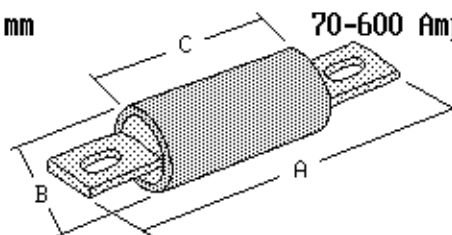
0 - 60 Amp

8/10-60 Amp.



Dimensions = mm

70-600 Amp.



70 - 600 Amp

UL Class J Fuses ♦ Time Delay (träge)

AC: UL Listed Class J
Fuses per UL 198C
(File No. E81895)
CSA certified HRCI-J
per C22.2 #106
(File No. LR29862)
QPL Federal Spec WF-1814

Voltage Ratings:

AC: 600V

DC: 250V (8/10-60A)

400V (70-100A)

500V (110-600A)

Interrupting Ratings:

AC: 200,000 Amp. rms sym.

DC: 20,000 Amperes

Range: 8/10 - 600 Amperes

Cat. No's	Nennstrom / Rated Current									A	B	C	UPE/Packed
JTD	8/10	1	1¼	1½	2	2½	3	4	5	57.2	20.6	---	10
	6	8	10	12	15	17½	20	25	30				
LPJ													
JHC	35	40	45	50	60					60.3	27.0	---	10
AJT													
	70	80	90	100						117.5	25.4	66.7	5
	110	125	150	175	200					146.1	38.1	76.2	1
	225	250	300	350	400					181.0	50.8	85.7	1
	450	500	600							203.2	63.5	95.3	1