
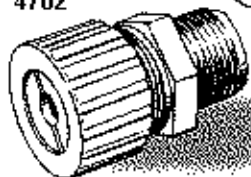




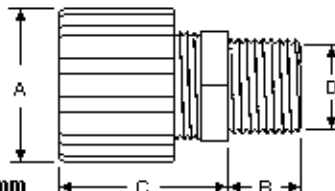
4702



4792



Listed
Standard 514B



DIMENSIONS = mm

HUB FORM

SIZE SIZE A B C D

A = Nut O.D.	1/4	F1	25.0	11.1	27.8	8.3
B = Thread length	3/8	F1	25.0	11.1	27.8	11.1
C = Length to shoulder	1/2	F2	31.8	13.5	38.1	14.7
D = Throat I.D.	3/4	F3	37.7	13.9	41.3	19.5
	1	F4	46.8	17.5	44.5	25.8

Cat.No.	90°	Hubs	Form	Cable ø	UPE
4700-5	---	3/8"	F1	7.9- 9.5	25
4700-6	---	3/8"	F1	9.5-11.1	25
4702-1	---	1/2"	F2	1.6- 3.2	25
4702-2	---	1/2"	F2	3.2- 4.8	25
4702-3	4792-3	1/2"	F2	4.8- 6.4	25
4702-4	4792-4	1/2"	F2	6.4- 9.5	25
4702-5	4792-5	1/2"	F2	9.5-12.7	25
4702-6	4792-6	1/2"	F2	12.7-15.9	25
4703-1	---	3/4"	F3	9.5-12.7	15
4703-2	4793-2	3/4"	F3	12.7-15.9	15
4703-3	4793-3	3/4"	F3	15.9-19.0	15
4703-4	4793-4	3/4"	F3	19.0-22.2	15
4704-3	4794-3	1"	F4	15.9-19.0	10
4704-4	4794-4	1"	F4	19.0-22.2	10
4704-5	4794-5	1"	F4	22.2-25.4	10
4704-6	---	1"	F4	25.4-28.6	10

For use in wet or dry locations to provide a liquidtight and strain relief termination for flexible cord and cable.

Black Nylon construction is lightweight and easy to use, Neoprene grommet, Resists most common industrial corrosives, Color-coded GOTCHA(R) ring provides fast identification of cord size.

Use optional standard locknuts, sealing locknuts, sealing washers and bonding locknuts (available on request) to complete a liquidtight installation on a sheet box or panel.

UL Listed - Standard 514B