

4" SQUARE COVERS



Application

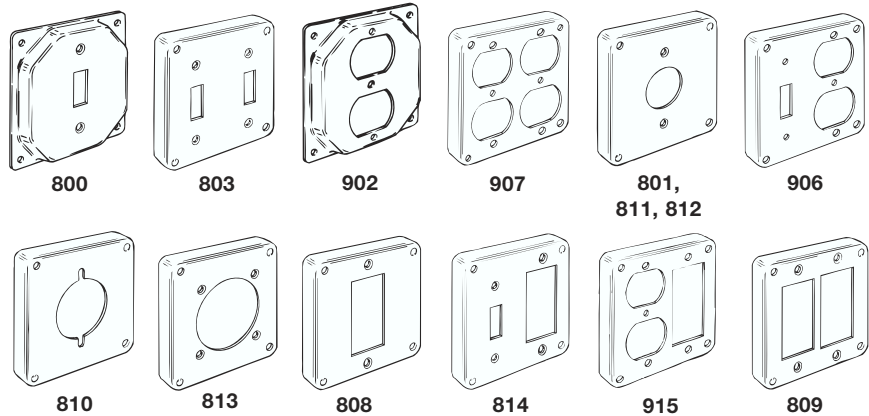
- Exposed work covers are used to support switches or receptacles independent of the box (box must still be used)

Product Features

- For easy mounting, 900 series covers include additional hardware for mounting the receptacle(s)
- 900 series covers meet NEC Article 410-56(l) for mounting the device with more than one screw
- Hardware and cover are packed in a poly-bag with printed catalog number, compliances and installation instructions
- Helpful Hint: Remove a portion of the GFCI receptacle ear to mount device to 4" square cover

Compliances

-  - File E195978
-  - File LR-1082



ORDERING INFORMATION - DIMENSIONS

4" SQUARE SURFACE COVERS - RAISED 1/2"				
CATALOG NUMBER	DESCRIPTION	CU. IN.	STD. PKG.	UPC BAR CODE
800	1 Toggle switch, crushed corners	5.8	25	
803	2 Toggle switches	7.3	10	
902	1 Duplex receptacle, crushed corners	5.8	25	
907	2 Duplex receptacles	7.3	25	
801	1 Receptacle 1.406" dia.	7.3	10	
811	30A locking 1.719" dia.	7.3	10	
812	20A Receptacle 1.594" dia.	7.3	10	
906	1 Dup. & 1 toggle switch	7.3	10	
810	30-50A Receptacle 2.141" dia.	7.3	10	
813	30-60A Receptacle 2.625" dia.	7.3	10	
808	1 GFCI	7.3	10	
814	1 GFCI & 1 toggle switch	7.3	10	
915	1 GFCI & 1 duplex receptacle	7.3	10	
809	2 GFCI	7.3	10	