

EMT FITTINGS DIE CAST - HANDY ELLS

Applications

- For use in dry locations to bond EMT conduit to a box or enclosure, or to couple two ends of EMT conduit
- Use handy ells when bending conduit is not practical

Product Feature

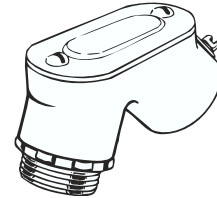
- Cover included

Compliances

-  - Standard 514B
-  - C22.2 #18



**90 DEGREE HANDY ELLS
DIE CAST ZINC
COUPLINGS**



**90 DEGREE HANDY ELLS
DIE CAST ZINC
CONNECTORS**

ORDERING INFORMATION - DIMENSIONS

90 DEGREE HANDY ELLS - DIE CAST ZINC COUPLINGS

CATALOG NUMBER	TRADE SIZE	UNIT CTN. QTY.	SHIP CTN. QTY.	UPC BAR CODE
2752	1/2"	10	100	—
2753	3/4"	5	50	—
2754	1"	—	25	—

DIMENSIONS

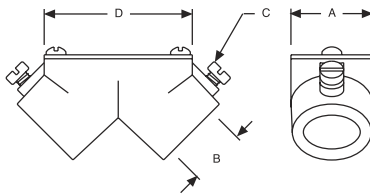
CATALOG NUMBER	A	B	C	D	SCREW TYPE
2752	1-1/8"	23/32"	10-24 x 5/16"	1-7/8"	Slotted Robertson, female to female
2753	1-11/32"	15/16"	10-24 x 5/16"	2-3/16"	Slotted Robertson, female to female
2754	1-5/8"	1-3/16"	10-24 x 5/16"	3-1/8"	Slotted, female to female

90 DEGREE HANDY ELLS - DIE CAST ZINC CONNECTORS

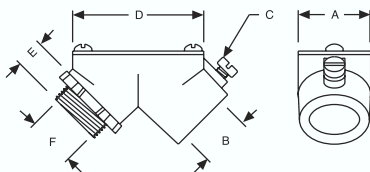
CATALOG NUMBER	TRADE SIZE	UNIT CTN. QTY.	SHIP CTN. QTY.	UPC BAR CODE
2762	1/2"	10	100	—
2763	3/4"	5	50	—

DIMENSIONS

CATALOG NUMBER	A	B	C	D	E	F	SCREW TYPE
2762	1-1/8"	23/32"	10 -24 x 5/16"	1-7/8"	3/8"	5/8"	1/2-14 NPS-Slotted
2763	1-11/32"	15/16"	10 -24 x 5/16"	2-3/16"	7/16"	13/16"	3/4-14 NPS-Slotted



- A = Width of body
- B = Throat I.D.
- C = Screw spec (type of head, length, thread spec)
- D = Overall length



- A = Width of body
- B = Throat I.D.
- C = Screw spec (type of head, length, thread spec)
- D = Overall length
- E = Thread length and spec
- F = Throat I.D.