

EMT FITTINGS

DIE CAST - COMPRESSION CONNECTORS


Applications

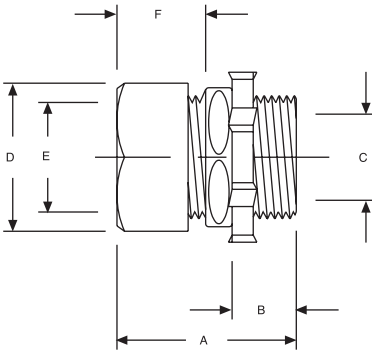
- For use to economically bond EMT conduit to a box
- compression connectors are suitable for applications above 600V
- 1/2" to 4" connectors provide concrete-tight connections

Product Features

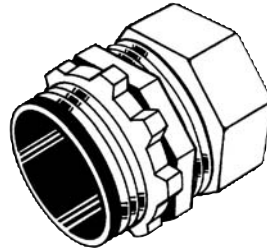
- Rugged metallic construction provides mechanical protection for the raceway
- Oversized hex compression nuts assure easy wrench installation

Compliances

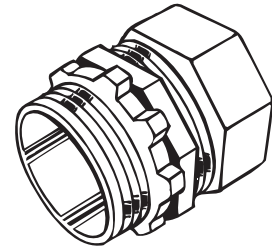
-  - Standard 514B
-  - C22.2 #18



A = Overall length
 B = Thread length and thread spec
 C = Throat I.D.
 D = Compression nut O.D.
 E = Compression nut I.D.
 F = Length to conduit stop



**INSULATED THROAT CONNECTORS
DIE CAST ZINC**



**UNINSULATED CONNECTORS
DIE CAST ZINC**

ORDERING INFORMATION - DIMENSIONS

| THROAT CONNECTORS - DIE CAST ZINC | | | | | |
|------------------------------------|--------------------------------------|------------|----------------|----------------|--------------|
| INSULATED CONNECTOR CATALOG NUMBER | UNINSULATED CONNECTOR CATALOG NUMBER | TRADE SIZE | UNIT CTN. QTY. | SHIP CTN. QTY. | UPC BAR CODE |
| 2832 | 2802 | 1/2" | 50 | 500 | — |
| 2833 | 2803 | 3/4" | 25 | 250 | — |
| 2834 | 2804 | 1" | 50 | 200 | — |
| 2835 | 2805 | 1-1/4" | 25 | 100 | — |
| 2836 | 2806 | 1-1/2" | 10 | 40 | — |
| 2838 | 2808 | 2" | 5 | 20 | — |
| 2890 | 2840 | 2-1/2" | — | 12 | — |
| 2892 | 2842 | 3" | — | 12 | — |
| 2894 | 2844 | 3-1/2" | — | 10 | — |
| 2896 | 2846 | 4" | — | 6 | — |

| DIMENSIONS | | | | | | | | |
|------------------------------------|--------------------------------------|----------|---------|------------------|----------|----------|----------|----------|
| INSULATED CONNECTOR CATALOG NUMBER | UNINSULATED CONNECTOR CATALOG NUMBER | A | B | THD. SPEC. | C | D | E | F |
| 2832 | 2802 | 1-5/16" | 3/8" | 1/2-14 NPT | 5/8" | 1-7/64" | 23/32" | 53/64" |
| 2833 | 2803 | 1-9/32" | 27/64" | 3/4-14 NPT | 13/16" | 1-25/64" | 15/16" | 53/64" |
| 2834 | 2804 | 1-19/32" | 33/64" | 1-11-1/2 NPT | 1-1/32" | 1-11/16" | 1-11/64" | 31/32" |
| 2835 | 2805 | 1-39/64" | 37/64" | 1-1/4-11-1/2 NPT | 1-3/8" | 2-5/32" | 1-33/64" | 15/16" |
| 2836 | 2806 | 29/32" | 3/4" | 1-1/2-11-1/2 NPT | 1-39/64" | 2-13/32" | 1-3/4" | 1-7/16" |
| 2838 | 2808 | 2-7/16" | 3/4" | 2-11-1/2 NPT | 2-3/64" | 2-15/16" | 2-13/64" | 1-21/32" |
| 2890 | 2840 | 2-43/64" | 1" | 2-1/2-8 NPT | 2-17/32" | 3-17/32" | 2-27/32" | 1-11/16" |
| 2892 | 2842 | 3" | 1-1/8" | 3-8 NPT | 3-1/32" | 4-7/32" | 3-1/2" | 1-25/32" |
| 2894 | 2844 | 2-13/16" | 15/16" | 3-1/2-8 NPT | 3-45/64" | 5-1/16" | 4-3/64" | 1-23/32" |
| 2896 | 2846 | 3-1/2" | 1-1/16" | 4-8 NPT | 4-1/64" | 5-5/32" | 4-15/32" | 2-1/4" |