

RIGID AND IMC FITTINGS DIE CAST - HANDY ELLS



Applications

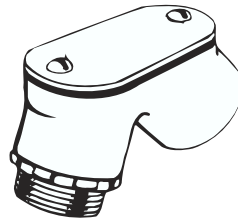
- For use with threaded rigid/IMC conduit to bond conduit to a box or enclosure, or to couple two ends of rigid/IMC conduit
- Use handy ells when bending conduit is not practical

Product Feature

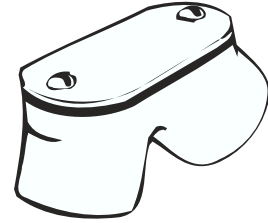
- Gasket and cover included

Compliance

-  - Standard 514B
-  - C22.2 #18 (2652-2653)



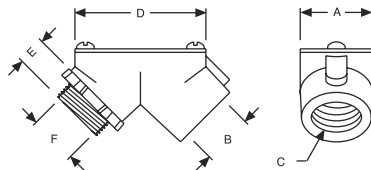
90 DEGREE HANDY ELLS
THREADED CONNECTORS
DIE CAST ZINC



90 DEGREE HANDY ELLS
THREADED COUPLINGS
DIE CAST ZINC

ORDERING INFORMATION - DIMENSIONS

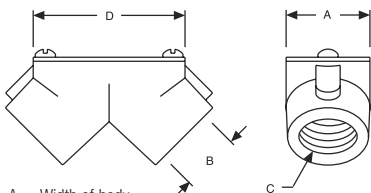
90 DEGREE HANDY - ELLS THREADED CONNECTORS - DIE CAST ZINC				
CATALOG NUMBER	TRADE SIZE	UNIT CTN. QTY.	SHIP CTN. QTY.	UPC BAR CODE
2662	1/2"	10	100	—
2663	3/4"	5	50	—
2664RAC	1"	—	25	—



A = Width of body
B = Throat I.D.
C = Thread spec
D = Overall length
E = Thread length
F = Throat I.D.

DIMENSIONS						
CATALOG NUMBER	A	B	C THD. SPEC.	D	E	F
2662	1-5/32"	49/64"	1/2-14 NPT	1-7/8"	3/8"	5/8"
2663	1-11/32"	31/32"	3/4-14 NPT	2-3/16"	7/16"	13/16"
2664RAC	1-5/8"	1-7/32"	1-11/2 NPT	3-1/8"	9/16"	1-7/32"

90 DEGREE HANDY - ELLS THREADED COUPLINGS - DIE CAST ZINC				
CATALOG NUMBER	TRADE SIZE	UNIT CTN. QTY.	SHIP CTN. QTY.	UPC BAR CODE
2652	1/2"	10	100	—
2653	3/4"	5	50	—
2654	1"	—	25	—
2655	1-1/4"	—	20	—



A = Width of body
B = Throat I.D.
C = Thread spec
D = Overall length

DIMENSIONS				
CATALOG NUMBER	A	B	C	D
2652	1-1/8"	49/64"	1/2-14 NPS	1-7/8"
2653	1-11/32"	31/32"	3/4-14 NPS	2-1/4"
2654	1-5/8"	1-7/32"	1-11/2 NPS	3-1/8"
2655	2"	1-9/16"	1-1/4-11-1/2 NPS	3-1/4"