

## ACCESSORIES - PHOTOCELLS AND HARDWARE

### Nite Switch Automatic Controls



#### Application

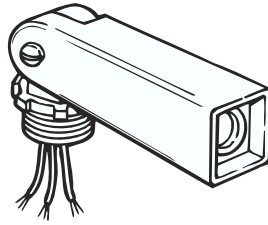
- Nite switches are used for sunset activated automatic control of night lighting — Nite switches may be used to control porch lights, garden lights, post lanterns, barn lights, loading dock lights, outdoor signs and the like

#### Nite Switch Automatic Controls Product Features


- Durable weatherproof construction
- Built-in time delay prevents operation triggered by auto headlamps or other temporary light flashes

#### Nite Switch Automatic Controls Compliances

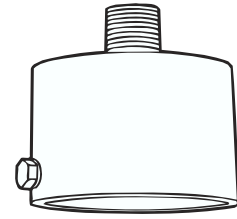
-  – Standard 773A
- 



5638-5



5628-0



5618-0

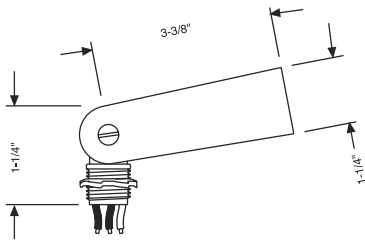
### ORDERING INFORMATION - DIMENSIONS

NITE SWITCH AUTOMATIC CONTROLS - 300 WATTS					
CATALOG NUMBER	COLOR	DESCRIPTION	PKG. TYPE	STD. PKG.	UPC BAR CODE
5638-5	Gray	Swivel switch, locknut	Carded	6	

MOUNTING SPIKE 8" LONG - DIE CAST ZINC					
CATALOG NUMBER	COLOR	DESCRIPTION	PKG. TYPE	STD. PKG.	UPC BAR CODE
5628-0	Gray	1/2" NPT	Shrink	10	

POLE TOP FITTING - ALUMINUM FITS 1-1/2" OR 2" PIPE					
CATALOG NUMBER	COLOR	DESCRIPTION	PKG. TYPE	STD. PKG.	UPC BAR CODE
5618-0	Gray	Removable 1/2" nipple	Shrink	10	

NITE SWITCH AUTOMATIC CONTROL  
CATALOG NO. 5638-5



MOUNTING SPIKE  
CATALOG NO. 5628-0

POLE TOP FITTING  
CATALOG NO. 5618-0

