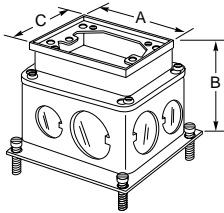


Floor and Wall Boxes Deep Rectangular Cast Iron

Complies with UL514A



Everything you'll need for a superior installation, including full or semi-adjustments. The rectangular floor boxes offer separate compartments for multi-service delivery. The rectangular covers and rectangular floor boxes can be mixed and matched in any combination.



B2436



B4233



B4333

Deep Cast Iron

| Catalog Numbers (Single or Multi Service) | B2436* | B243641 | B4233* | B423341 | B4333* | B433361 |
|--|---------------|---------------|------------------------|---------------------------|---|---|
| Gangs | Single | Single | Two | Two | Three | Three |
| Min. Depth of Pour Inches (mm) | 3.75" (95.3) | 3.75" (95.3) | 3.75" (95.3) | 3.75" (95.3) | 3.75" (95.3) | 3.75" (95.3) |
| Adjustability (Fully, Semi, Non) | Fully | Fully | Fully | Fully | Fully | Fully |
| Before Pour External Height Adjustment Inches (mm) | 1.25" (31.8) | 1.25" (31.8) | 1.25" (31.8) | 1.25" (31.8) | 1.25" (31.8) | 1.25" (31.8) |
| After Pour Internal Height Adjustment Inches (mm) | .38" (9.5) | .38" (9.5) | .63" (15.9) | .63" (15.9) | .63" (15.9) | .63" (15.9) |
| Cubic Inch Capacity (cm ³) | 33.00 (838.2) | 33.00 (540.9) | 36.50 (598.2) per gang | 36.50 (598.2) per gang | 34.80 (570.3) middle-36.50 (598.2) ends | 34.80 (570.3) middle-36.50 (598.2) ends |
| Dimensions - A Inches (mm) | 4.38" (111.2) | 4.38" (111.2) | 4.38" (111.2) | 4.38" (111.2) | 4.38" (111.2) | 4.38" (111.2) |
| Dimensions - B (†) Inches (mm) | 3.19" (81.0) | 3.19" (81.0) | 3.44" (87.3) | 3.44" (87.3) | 3.44" (87.3) | 3.44" (87.3) |
| Dimensions - C Inches (mm) | 3.19" (81.0) | 3.19" (81.0) | 6.38" (161.9) | 6.38" (161.9) | 9.56" (242.9) | 9.56" (242.9) |
| Threaded Conduit Hub Sizes | 3/4" four way | 1" four way | 3/4" six way | 1" four way, 3/4" two way | 3/4" eight way | 1" six way, 3/4" two way |

Brass Covers (suitable for use in tile or carpeted floors). All rectangular covers fit all rectangular boxes.



S3813*
Blank



S3625*
Duplex screw
1 1/2" x 1 1/2"



S3825*
Duplex flap



S2425*
Combination
2 1/8" x 3/4"



S2625*
Combination
2 1/8" x 1"



S2825
2 1/8" for single
receptacle



S3425
2 3/8" for single
receptacle



S3826*
Style Line
opening

| Carpet Flanges (if required) | Catalog Numbers | Dimensions (mm) | |
|------------------------------|-----------------|--------------------------------|--|
| Single Gang: | | | |
| Brass | SB3083 | 4.84" x 6.00" (123.0 x 152.4) | |
| Aluminum | SA3083 | 4.84" x 6.00" (123.0 x 152.4) | |
| Clear Polycarbonate | S3083 | 4.38" x 5.56" (111.3 x 141.2) | |
| Two Gang: | | | |
| Brass | SB3084 | 8.06" x 6.00" (204.7 x 152.4) | |
| Aluminum | SA3084 | 8.06" x 6.00" (204.7 x 152.4) | |
| Clear Polycarbonate | S3084 | 7.56" x 5.56" (192.0 x 141.2) | |
| Three Gang: | | | |
| Brass | SB3085 | 11.31" x 6.00" (287.3 x 152.4) | |
| Aluminum | SA3085 | 11.31" x 6.00" (287.3 x 152.4) | |
| Clear Polycarbonate | S3085 | 10.81" x 5.56" (274.6 x 141.2) | |

Key:

*Also available with aluminum adapter rings. Use "BA" prefix for floor boxes, "SA" prefix for covers.

(†) Dimension B represents the minimum dimension without base screws. Notes: See page L-21 for hub sizes & locations.

See pages L-3 & L-5 for additional multiple service recessed floor box options.

Note: See page L-22 for Selector chart, to match receptacle to cover.

Floor and Wall Boxes Accessories

Experiencing a problem? Let accessories help solve it. Stacking (adjustable) collars are the answer if the box is set too low. Need a replacement? Choose from a full line of replacement covers and fittings. The accessories also help you with the protection you need for plugs and receptacles.

Problem solvers & replacement components

Stacking (adjustable) collars & frames.

Designed to be used if floor is set too low beneath the floor surface or the adjustable collar and/or adapter on the box is damaged.

| If the box number is . . . | Use Collar Number | Extension Value |
|------------------------------|-------------------|-----------------|
| B2429, B2427, B2436 or B2437 | *C2400 | .81" (20.5) |
| B2503, B2506 | *C2504 | 1.06" (26.9) |
| B2529, B2536, B2527 or B2537 | *C2500 | 1.06" (26.9) |
| B4233 | *C4200 | 1.03" (26.2) |
| B4333 | *C4300 | 1.03" (26.2) |

Notes: * Only available as sets (collars and adapters). In cases where the adapter on the floor box is not damaged, and stacking only is required, discard the adapter and use only the collar. The adjustable collars listed above can be stacked as required to reach the floor surface. Longer screws will be required if more than one collar is stacked (screws not provided). These screws are commercially available. Flat head #12-24UNC machine screw x (approx. length). Minor Upward Adjustments: Round or Rectangular cover frames (trim rings) may be stacked if the floor box is only slightly recessed below the floor surface.

Replacement Components for Floor Box Covers & Fittings

| Box Type | Dimension | Use Flange Number | Extension Value |
|-------------|------------------------------|-------------------|-----------------|
| Round | 4.19" (106.4) diameter | S5016 or SA5016 | .31" (7.9) |
| Rectangular | 3.19" (81.0) x 4.38" (111.2) | S5017A or SA5017A | .31" (7.9) |

Crown Plugs

| Description | Used in the following covers | Catalog Numbers | |
|-------------------|--|-----------------|----------|
| | | Brass | Aluminum |
| 3/4" thread size. | S2525, SA2525, S881, S2555, S2530, S2425, SA2425, SF2525 | S5012 | SA5012 |
| 1" thread size. | S2725, SA2725, S2755, S2730, S2625, SA2625, SF2725 | S5013 | SA5013 |

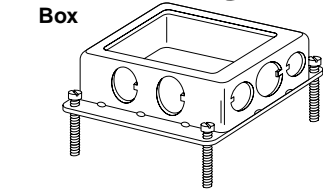
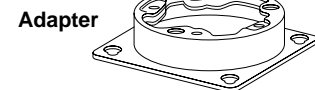
Flush Cap Rings

| Description | Used in the following covers | Catalog Numbers | |
|---|--|-----------------|----------|
| | | Brass | Aluminum |
| 2 1/8" threaded plug with 3/4" thread size opening. | S2525, SA2525, S881, S2555, S2530, S2425, SA2425, SF2525 | S5010 | SA5010 |
| 2 1/8" threaded plug with 1" thread size opening. | S2725, SA2725, S2755, S2730, S2625, SA2625, SF2725 | S5025 | SA5025 |

Flush Plugs

| Description | Used in the following covers | Catalog Numbers | |
|--------------------------|---|-----------------|----------|
| | | Brass | Aluminum |
| 3/4" I.P.S. thread size. | F1339, F1340 | S5002 | - |
| 1" I.P.S. thread size. | F1539 | S5003 | - |
| 1 1/2" fine thread size. | S3725, SA3725, S3625, SA3625 | S5007 | SA5007 |
| 2 1/8" fine thread size. | S2925, SA2925, S88, S2930, S2955, SF2925, S2825 | S5020 | SA5020 |
| 2 3/8" fine thread size. | S3525, S3425 | S5030 | - |

Replacement Adjustable Collar



Replacement Cover Frames



S5017A S5016

Crown Plugs



S5013 S5012

Flush Cap Rings



S5010

Flush Plugs



S5007