












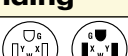
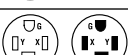

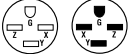




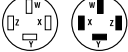


Straight Blade Devices Power Outlet Receptacles & Plugs 20, 30, 50, & 60A

Rating A. V.	Receptacle/Plug Configuration & NEMA No.						
		Flush Receptacle	Wall Plate	Surface Receptacle	Plug	Angle Plug	Connector
				Catalog Nos.			
2 Pole, 3 Wire Grounding							
30 125	5-30 	3802 AL/CU	1-Gang: TP724** 2-Gang: SS702** 2-Gang: TP703[†]		D0531 .32"-.91"		D0533 .57"-1.26"
30 125	Non-NEMA 	3830 AL/CU*	1-Gang: TP724** 2-Gang: SS702** 2-Gang: TP703[†]				
30 250	6-30 	3801 AL/CU	1-Gang: TP724** 2-Gang: SS702** 2-Gang: TP703[†]		D0631 .32"-.91"	3869	D0633 .57"-1.26"
50 125	5-50 				D0551 .32"-.91"		D0553 .57"-1.26"
50 250	6-50 	3804 AL/CU	1-Gang: TP724** 2-Gang: SS702** 2-Gang: TP703[†]	3852 AL/CU	D0651 .32"-.91"	3869	D0653 .57"-1.26"
3 Pole, 3 Wire Non-Grounding							
30 125/250 Dryer	10-30 	3860 AL/CU	1-Gang: TP724** 2-Gang: SS702** 2-Gang: TP703[†]	388 AL/CU	1031	3861	
50 125/250 Range	10-50 	3890 AL/CU	1-Gang: TP724** 2-Gang: SS702** 2-Gang: TP703[†]	385 AL/CU	1051 .32"-.91"	3861	1053 .32"-.91"
3 Pole, 4 Wire Grounding							
20 125/250	14-20 	3820	1-Gang: SS7**		1421 .32"-.91"		
30 125/250 Dryer	14-30 	3864 AL/CU	2-Gang: SS702** 2-Gang: TP703[†]	3884/3884-40[†] AL/CU	1431 .32"-.91"	5746-AN 3867	
30 3ø, 250	15-20 				1521 .32"-.91"		
30 3ø, 250	15-30 	5740 AL/CU	2-Gang: SS702** 2-Gang: TP703[†]			5741-AN	
50 125/250 Range	14-50 	3894 AL/CU	2-Gang: SS702** 2-Gang: TP703[†]	3854/3854-40[†] AL/CU	1451 .32"-.91"	5745-AN 3867	
50 3ø, 250	15-50 	5750 AL/CU	2-Gang: SS702** 2-Gang: TP703[†]			5751-AN	
60 3ø, 250	15-60 	5760 AL/CU	2-Gang: SS702** 2-Gang: TP703[†]			5761-AN	
4 Pole, 4 Wire Non-Grounding							
20 3øY, 120/208	18-20 	3822	1-Gang: SS7**		D1821 .32"-.91"	7251-DF	
60 3øY, 120/208	18-60 	3870 AL/CU	2-Gang: SS701[†]		D1861 .32"-.91"	8302-AN	

*For recreational vehicles. ** For 2 screw mounting. † For 4 screw mounting. † In bulk pack of 40 with plastic snap-in wire clamp.
For further information consult Wall Plate Section R (for Stainless Steel versions of TP724 and TP703, refer to pages R-10 and R-11).
All devices listed on this page conform to NEMA WD-1.