





Class I, Div. 1 and 2,  
Groups C,D  
Class II, Div. 1 and 2,  
Groups E,F,G  
Class III  
NEMA 7CD,9EFG

## EFS Tumbler Switches: Non-Sealed, Front Operated; Explosionproof, Dust-Ignitionproof

Malleable Iron Body and Cover.  
UNILETS® for Use with Threaded Metal Conduit.  
Furnished with Internal Ground Screw.

|   | Hub Size, Inches | Switch | Catalog Number† |             |
|---|------------------|--------|-----------------|-------------|
|   |                  |        | Dead-End        | Feed-Thru   |
| <b>Single Gang</b>  |                  |        |                 |             |
| 20-Ampere—120-277 Volt A.C.*  |                  |        |                 |             |
|    | 1/2              | 1-Pole | EFS150-F1       | EFSC150-F1  |
|   | 1/2              | 2-Pole | -----           | EFSC150-F2  |
|   | 1/2              | 3-Way  | EFS150-F3W      | EFSC150-F3W |
|   | 1/2              | 4-Way  | EFS150-F4W      | EFSC150-F4W |
| Dead-End  | 3/4              | 1-Pole | EFS175-F1       | EFSC175-F1  |
|   | 3/4              | 2-Pole | EFS175-F2       | EFSC175-F2  |
|   | 3/4              | 3-Way  | EFS175-F3W      | EFSC175-F3W |
|   | 3/4              | 4-Way  | EFS175-F4W      | EFSC175-F4W |
| 30-Ampere—120-277 Volt A.C.**   |                  |        |                 |             |
|   | 3/4              | 1-Pole | EFS175-F13      | EFSC175-F13 |
|   | 3/4              | 2-Pole | EFS175-F23      | EFSC175-F23 |
| Feed-Thru   |                  |        |                 |             |
| <b>Two Gang</b>   |                  |        |                 |             |
| 20-Ampere—120-277 Volt A.C.*  |                  |        |                 |             |
|  | 1/2              | 1-Pole | EFS250-F1       | EFSC250-F1  |
|   | 1/2              | 2-Pole | -----           | EFSC250-F2  |
|   | 1/2              | 3-Way  | -----           | EFSC250-F3W |
|   | 1/2              | 4-Way  | -----           | EFSC250-F4W |
| Dead-End  | 3/4              | 1-Pole | EFS275-F1       | EFSC275-F1  |
|   | 3/4              | 2-Pole | -----           | EFSC275-F2  |
|   | 3/4              | 3-Way  | -----           | EFSC275-F3W |
|   | 3/4              | 4-Way  | -----           | EFSC275-F4W |
| 1   |                  | 2-Pole | EFS210-F2       | EFSC210-F2  |
|   |                  | 3-Way  | EFS210-F3W      | EFSC210-F3W |
|   |                  | 4-Way  | EFS210-F4W      | EFSC210-F4W |
| 30-Ampere—120-277 Volt A.C.**   |                  |        |                 |             |
|  | 3/4              | 1-Pole | EFS275-F13      | EFSC275-F13 |
|   | 3/4              | 2-Pole | -----           | EFSC275-F23 |
|   | 1                | 2-Pole | EFS210-F23      | EFSC210-F23 |
| Feed-Thru   |                  |        |                 |             |

† For Aluminum Backbox and Cover, add Suffix - A.

\*20 Amp—1 HP at 120 Volt A.C. and 2 HP at 240 Volt A.C. \*\*30 Amp—2 HP at 120 Volt A.C. or 240 Volt A.C.