

Lamp Socket Adapters, Reducers, Enlargers, and Extenders

E14 to E12 Lamp Socket Reducer

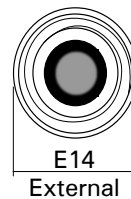
E14 is the typical base used in many chandeliers from Europe.

A simple retrofit takes your standard fixtures into a new base without having to modify any electrically. With this simple change, you'll save money and be able to use any candelabra base incandescent you have. It's also known as a socket reducer taking the larger E14 base to E12. It can be used for places where you need the more decorative look that often accompanies the smaller base.

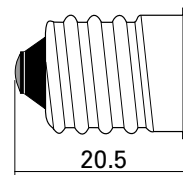
- **Changes sockets from a E14 base to a candelabra base.**
- **An easy fix for changing the socket and the lamps it will accept.**
- **Candelabra base is also known as an E12 base.**
- **Suitable e.g. for 240, 120 or 12 volt circuits.**



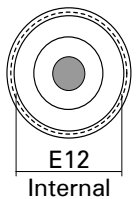
61412
Reducer shown



E14
External



20.5



E12
Internal

Examples



61514 Adapter
B15 External to E14 Internal



61214 Enlarger
E12 External to E14 Internal

NOTE: Lamp Socket Adapters, Reducers, Enlargers, and Extenders are available on special request only.

For part number listing see documentation or visit our website: www.biaonline.com

PO suffix indicates Porcelain/Ceramic Body Construction
W suffix indicates White Color Body Construction

Technical Data are Subject to Change without Notice. Dimensions in mm.

Lamp Socket Adapters, Reducers, Enlargers, and Extenders

Catalog No.	Description
E10 External	
61012	Lamp Socket Enlarger E10:E12, Brass, from External E10 Type MES (Miniature Edison Screw), to Internal E12 Type CES (USA/Candelabra Edison Screw)
61014	Lamp Socket Enlarger E10:E14, Brass, from External E10 Type MES (Miniature Edison Screw), to Internal E14 Type SES (European/Small Edison Screw)
E11 External	
61112	Lamp Socket Enlarger E11:E12, Brass, from External E11 Type MINI-CAN (Miniature-Candelabra Edison Screw), to Internal E12 Type CES (USA/Candelabra Edison Screw)
E12 External	
61210	Lamp Socket Reducer E12:E10, Brass, from External E12 Type CES (USA/Candelabra Edison Screw), to Internal E10 Type MES (Miniature Edison Screw)
61212	Lamp Socket Extender E12:E12, Brass, from External E12 Type CES (USA/Candelabra Edison Screw), to Internal E12 Type CES (USA/Candelabra Edison Screw)
61214	Lamp Socket Enlarger E12:E14, Brass, from External E12 Type CES (USA/Candelabra Edison Screw), to Internal E14 Type SES (European/Small Edison Screw)
61217	Lamp Socket Enlarger E12:E17, Brass, from External E12 (USA/Canada Candelabra Edison Screw), to Internal E17 Type IES (Intermediate Edison Screw)
61226W	Lamp Socket Enlarger E12:E26, White Plastic Base, from External E12 Type CES (USA/Candelabra Edison Screw), to Internal E26 Type ES (USA/Medium Edison Screw)
61227W	Lamp Socket Enlarger E12:E27, White Plastic Base, from External E12 Type CES (USA/Candelabra Edison Screw), to Internal E27 Type EES (European Edison Screw)
E14 External	
61410	Lamp Socket Reducer E14:E10, Brass, from External E14 Type SES (European/Small Edison Screw), to Internal E10 Type MES (Miniature Edison Screw)
61412	Lamp Socket Reducer E14:E12, Brass, from External E14 Type SES (European/Small Edison Screw), to Internal E12 Type CES (USA/Candelabra Edison Screw)
61414W	Lamp Socket Extender E12:E12, White Plastic Base, from E14 Type SES (European/Small Edison Screw), to Internal E14 Type SES (European/Small Edison Screw)
61415	Lamp Socket Adapter E14:B15, Brass, from External E14 Type SES (European/Small Edison Screw), to Internal Bajonet Socket B15 (Candelabra Single Contact)
61417	Lamp Socket Enlarger E14:E17, Brass, from External E14 Type SES (European/Small Edison Screw), to Internal E17 Type IES (Intermediate Edison Screw)
61426W	Lamp Socket Enlarger E14:E26, White Plastic Base, from External E14 Type SES (European/Small Edison Screw), to Internal E26 Type ES (USA/Medium Edison Screw)
61427W	Lamp Socket Enlarger E14:E27, White Plastic Base, from External E14 Type SES (European/Small Edison Screw), to Internal E27 Type EES (European Edison Screw)
61427	Lamp Socket Enlarger E14:E27, Brass, from External E14 Type SES (European/Small Edison Screw), to Internal E27 Type EES (European Edison Screw)
614G9PO	Lamp Socket Adapter E14:G9, Porcelain/Ceramic Base, from External E14 Type SES (European/Small Edison Screw), to Internal G9 Base
614GU10PO	Lamp Socket Adapter E14:GU10, Porcelain/Ceramic Base, from External E14 Type SES (European/Small Edison Screw), to Internal GU10 Bi-Pin Socket (High-Voltage Halogen)

PO suffix indicates Porcelain/Ceramic Body Construction
W suffix indicates White Color Body Construction

Technical Data are Subject to Change without Notice. Dimensions in mm.

Lamp Socket Adapters, Reducers, Enlargers, and Extenders

Catalog No.	Description
B15 External	
61512W	Lamp Socket Adapter B15:E12, White Plastic Base, from External Bajonet Socket B15 (Candelabra Single Contact), to Internal E12 Type CES (USA/Candelabra Edison Screw)
61514	Lamp Socket Adapter B15:E14, Brass, from External Bajonet Socket B15 (Candelabra Single Contact), to Internal E14 Type SES (European/Small Edison Screw)
61527W	Lamp Socket Adapter B15:E27, White Plastic Base, from External Bajonet Socket B15 (Candelabra Single Contact), to Internal E27 Type EES (European Edison Screw)
615G9PO	Lamp Socket Adapter B15:G9, Porcelain/Ceramic Base, from External Bajonet Socket B15 (Candelabra Single Contact), to Internal G9 Base
615GU10PO	Lamp Socket Adapter B15:GU10, Porcelain/Ceramic Base, from External Bajonet Socket B15 (Candelabra Single Contact), to Internal GU10 Bi-Pin Socket (High-Voltage Halogen)
615MR16PO	Lamp Socket Adapter B15:MR16, Porcelain/Ceramic Base, from External Bajonet Socket B15 (Candelabra Single Contact), to Internal MR16 Base
E17 External	
61711W	Lamp Socket Reducer E17:E11, White Plastic Base, from External E17 Type IES (Intermediate Edison Screw), to Internal E11 Type MINI-CAN (Miniature-Candelabra Edison Screw)
61712	Lamp Socket Reducer E17:E12, Brass, from External E17 Type IES (Intermediate Edison Screw), to Internal E12 Type CES (USA/Candelabra Edison Screw)
61714	Lamp Socket Reducer E17:E14, Brass, from External E17 Type IES (Intermediate Edison Screw), to Internal E14 Type SES (European/Small Edison Screw)
61717	Lamp Socket Extender E17:E17, Brass, from External E17 Type IES (Intermediate Edison Screw), to Internal E17 Type IES (Intermediate Edison Screw)
B22 External	
62214W	Lamp Socket Adapter B22d:E14, White Plastic Base, from External Bajonet B22d (Double Contact), to Internal E14 Type SES (European/Small Edison Screw)
62215W	Lamp Socket Adapter B22d:E14, White Plastic Base, from External Bajonet B22d (Double Contact), to Internal Bajonet Socket B15 (Candelabra Single Contact)
62227W	Lamp Socket Adapter B22d:E14, White Plastic Base, from External Bajonet B22d (Double Contact), to Internal E27 Type EES (European Edison Screw)
622GU10PO	Lamp Socket Adapter B22d:E14, Porcelain/Ceramic Base, from External Bajonet B22d (Double Contact), to Internal GU10 Bi-Pin Socket (High-Voltage Halogen)
622GU24W	Lamp Socket Adapter B22d:E14, White Plastic Base, from External Bajonet B22d (Double Contact), to Internal GU24 Bi-Pin Socket
622MR16PO	Lamp Socket Adapter B22d:E14, Porcelain/Ceramic Base, from External Bajonet B22d (Double Contact), to Internal MR16 Base
E26 External	
62626	Lamp Socket Extender E26:E26, Brass, from External E26 Type ES (USA/Medium Edison Screw), to Internal E26 Type ES (USA/Medium Edison Screw)
62627	Lamp Socket Enlarger E26:E27, Brass, from External E26 Type ES (USA/Medium Edison Screw), to Internal E27 Type EES (European Edison Screw)

PO suffix indicates Porcelain/Ceramic Body Construction
W suffix indicates White Color Body Construction

Technical Data are Subject to Change without Notice. Dimensions in mm.

Lamp Socket Adapters, Reducers, Enlargers, and Extenders

Catalog No.	Description
E27 External	
62712	Lamp Socket Reducer E27:E12, Brass, from External E27 Type EES (European Edison Screw), to Internal E12 Type CES (USA/Candelabra Edison Screw)
62714PO	Lamp Socket Reducer E27:E14, Porcelain/Ceramic Base, from External E27 Type EES (European Edison Screw), to Internal E14 Type SES (European/Small Edison Screw)
62714W	Lamp Socket Reducer E27:E14, White Plastic Base, from External E27 Type EES (European Edison Screw), to Internal E14 Type SES (European/Small Edison Screw)
62715PO	Lamp Socket Adapter E27:B15, Porcelain/Ceramic Base, from External E27 Type EES (European Edison Screw), to Internal Bajonet Socket B15 (Candelabra Single Contact)
62715	Lamp Socket Adapter E27:B15, Brass, from External E27 Type EES (European Edison Screw), to Internal Bajonet Socket B15 (Candelabra Single Contact)
62717	Lamp Socket Reducer E27:E17, Brass, from External E27 Type EES (European Edison Screw), to Internal E17 Type IES (Intermediate Edison Screw)
62722W	Lamp Socket Adapter E27:B22, White Plastic Base, from External E27 Type EES (European Edison Screw), to Internal Bajonet B22d (Double Contact)
62722	Lamp Socket Adapter E27:B22, Brass, from External E27 Type EES (European Edison Screw), to Internal Bajonet B22d (Double Contact)
62727/200W	Lamp Socket Extender E27:E27, White Plastic Base, from External E27 Type EES (European Edison Screw), to Internal E27 Type EES (European Edison Screw), Length 200mm
62727W	Lamp Socket Extender E27:E27, White Plastic Base, from External E27 Type EES (European Edison Screw), to Internal E27 Type EES (European Edison Screw)
62740PO	Lamp Socket Enlarger E27:E40, Porcelain/Ceramic Base, from External E27 Type EES (European Edison Screw), to Internal E40 Base (European/Mogul Edison Screw)
62740W	Lamp Socket Enlarger E27:E40, White Plastic Base, from External E27 Type EES (European Edison Screw), to Internal E40 Base (European/Mogul Edison Screw)
627G9PO	Lamp Socket Adapter E27:G9, Porcelain/Ceramic Base, from External E27 Type EES (European Edison Screw), to Internal G9 Base
627GU10PO	Lamp Socket Adapter E27:GU10, Porcelain/Ceramic Base, from External E27 Type EES (European Edison Screw), to Internal GU10 Bi-Pin Socket (High-Voltage Halogen)
627GU24W	Lamp Socket Adapter E27:GU24, White Plastic Base, from External E27 Type EES (European Edison Screw), to Internal GU24 Bi-Pin Socket
627GX53W	Lamp Socket Adapter E27:GX53, White Plastic Base, from External E27 Type EES (European Edison Screw), to Internal GX53 Base
627MR16PO	Lamp Socket Adapter E27:MR16, Porcelain/Ceramic Base, from External E27 Type EES (European Edison Screw), to Internal MR16 Base

PO suffix indicates Porcelain/Ceramic Body Construction
W suffix indicates White Color Body Construction

Technical Data are Subject to Change without Notice. Dimensions in mm.

Lamp Socket Adapters, Reducers, Enlargers, and Extenders

Catalog No.	Description
E39 External	
63927PO	Lamp Socket Reducer E39:E26, Porcelain/Ceramic Base, from External E39 (USA/Mogul Edison Screw), to Internal E27 Type EES (European Edison Screw)
E40 External	
64027PO	Lamp Socket Reducer E40:E27, Porcelain/Ceramic Base, from External E40 (European/Mogul Edison Screw), to Internal E27 Type EES (European Edison Screw)
64027W	Lamp Socket Reducer E40:E27, White Plastic Base, from External E40 (European/Mogul Edison Screw), to Internal E27 Type EES (European Edison Screw)
640G12	Lamp Socket Adapter, from External E40 (European/Mogul Edison Screw), to Internal G12 Base
Further Devices	
661W	Lamp Socket Adapter B22d to Universal Socket, White Plastic Base, from External Bajonet B22d (Double Contact), to Universal Socket Outlet
6GU1014W	Lamp Socket Adapter GU10:E14, White Plastic Base, from GU10 Bi-Pin Socket (High-Voltage Halogen), to Internal E14 Type SES (European/Small Edison Screw)
6GU1027W	Lamp Socket Adapter GU10:E14, White Plastic Base, from GU10 Bi-Pin Socket (High-Voltage Halogen), to Internal E27 Type EES (European Edison Screw)
6GU2427W	Lamp Socket Adapter GU24:E27, White Plastic Base, from GU24 Bi-Pin Socket, to Internal E27 Type EES (European Edison Screw)

PO suffix indicates Porcelain/Ceramic Body Construction
W suffix indicates White Color Body Construction

Technical Data are Subject to Change without Notice. Dimensions in mm.